

ZmTech Free Sample products: (2024)

1- step Genotyping Kit:

Cat: GT-205 (\$0 for 50 extractions)

- No column, No centrifuge,
- No Neutralization, No DNA precipitation,
- Not contains PCR inhibitors, Not contains toxic reagent
- All-In-One sample lysate buffer,
- Only one step heating incubation (94oC for 20 minutes).
- Ideal for mouse tail/ear punches, plant, blood, FFPE samples.

2x Sybrgreen qPCR master mix (New)

2x SybrGreen qPCR Master-Mix (No ROX)

Cat: Q2100N \$0/25 reactions (0.25mL)
Design for Bio-Rad iQ/iQ5/CFX96, Rotor-gene 6000/G/Q

2x SybrGreen qPCR Master-Mix (Low-ROX)

Cat: Q2100L \$0/25 reactions (0.25mL)
Design for ABI-7500/Q6/Q7Flex/Vii7, Rotor-gene 3000.

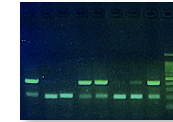
2x SybrGreen qPCR Master-Mix (High-ROX)

Cat: Q2100H \$0/25 reactions (0.25mL)
Design for ABI-7000/7300/7700/7900, Step-One/+

Agarose Gel Recycle Buffer (1000x):

Cat: AR-1000 (\$0 for 2.0 mL)

Remove RNase, DNase in used agarose gels
Remove DNA, proteins in used agarose gels
Remove fluoreceane dyes (Sybr-safe/red-safe, gel-safe, gel-red) in used gels.
Remove tracking dyes (blue, yellow colours) in used gels.
Environmentally friendly solutions.
Not use for Ethidium bromide gels



2x Green PCR master mix (New)

2x Green PCR Master-Mix

Cat: K2900G \$0/25 reactions (0.25mL)
Design for routine PCR /genotyping

2x Hot-start Green PCR Master-Mix

Cat: S2900G \$0/25 reactions (0.25mL)
Design for routine PCR, difficult PCR & sequencing

10x Green PCR enhancer buffer (New)


Cat: GP-2300 \$0/100 reactions (0.25mL)
Design for difficult PCR and GC rich PCR

3. Affinity Enhancer Buffer: Catalog: A212060 Size: \$0 /100mL (A&B)

- >Effectively enhance the primary (1st) antibody binding and reduce no-specific bindings.
- >Specific applications on the poorly reactive primary antibodies (Monoclonal).
- >Suitable for both PVDF and NC membranes

Design for solving the problems: weak targeted bands and multiple non-specific bands.


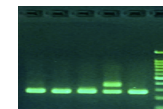
Only 10-30 minutes incubate the W.B. membranes with affinity enhancer buffers (A212060) after the blocking step, prior to 1st antibody incubation.



(before after) (before. after)

4. New Fast DNA running buffer (10x): Catalog: FB-500 Size: \$0/100mL (10x)

- >Faster, cooler, sharper than TAE/TBE buffers for DNA/RNA electrophoresis.
- >Easy separate few base pair difference DNA/RNA bands (3bp-50bp).
- >use higher voltages (180-250V) than TAE/TBE buffers.
- >Save agarose: use less % agarose than TAE/TBE buffer.
- >Sharper DNA bands for 100bp, 200bp, <<300bp sizes.
- >Suitable for both agarose gel and PAGE gel for SNP genotyping or allelic mutation detections.



1.0% agarose gel in FB-500 buffer; 2.0% agarose gel